

Technical specifications.

The first-ever BMW X7.

X7 xDrive40i.



BMW X7 xDrive40i		
Body		
No of doors/seats		5 / 7 (6) ¹⁾
Length/width/height (unladen)	mm	5151 / 2000 / 1805
Wheelbase	mm	3105
Track, front/rear	mm	1684 / 1705
Turning circle	m	13.0
Fuel tank capacity	approx. l	83
Engine oil ²⁾	l	6.5
Weight, unladen, to DIN/EU	kg	2320 / 2395
Max load to DIN	kg	835
Max permissible weight	kg	3155
Max axle load, front/rear	kg	1340 / 1910
Max trailer load, braked (12%/unbraked)	kg	2200 / 750
Max roofload/max towbar download	kg	100 / 140
Luggage comp capacity	l	326 – 2120
Air resistance	C _d x A	0.33 x 3.00
Power Unit		
Config/No of cyls/valves		In-line / 6 / 4
Engine technology		BMW TwinPower Turbo technology: TwinScroll turbocharger, High Precision Direct Injection, VALVETRONIC fully variable valve control, Double-VANOS variable camshaft timing
Effective capacity	cc	2998
Stroke/bore	mm	94.6 / 82.0
Compression ratio	:1	11.0
Fuel		min. RON 87
Max output	kW/hp	250 / 340
at	rpm	5500 – 6500
Max torque	Nm	450
at	rpm	1500 – 5200
Electrical System		
Battery/installation	Ah/-	80 / luggage compartment
Driving Dynamics and Safety		
Suspension, front		Double-wishbone axle in aluminium construction; air suspension with automatic self-levelling
Suspension, rear		Five-link axle in lightweight steel construction; air suspension with automatic self-levelling
Brakes, front		Single-piston fixed-calliper disc brakes, vented
Brakes, rear		Single-piston floating-calliper disc brakes, vented
Driving stability systems		Standard: DSC incl. ABS and DTC (Dynamic Traction Control), CBC (Cornering Brake Control), DBC (Dynamic Brake Control), Dry Braking function, Fading Compensation, Start-Off Assistant, DSC networked with xDrive all-wheel-drive system, ADB-X (Automatic Differential Brake), HDC (Hill Descent Control), Adaptive suspension; optional: active roll stabilisation
Safety equipment		Standard: airbags for driver and front passenger, side airbags for driver and front passenger, head airbags for front and rear seats, three-point inertia-reel seatbelts on all seats with belt stopper, belt latch tensioner and belt force limiter in the front, crash sensors, tyre pressure indicator
Steering		Electric Power Steering (EPS); optional: Integral Active Steering
Steering ratio, overall	:1	18.7
Tyres, front/rear		275/50 R20 113W XL
Rims, front/rear		8.5J x 20 light-alloy

BMW X7 xDrive40i

Transmission

Type of transmission	Eight-speed Steptronic transmission		
Gear ratios	I	:1	5.250
	II	:1	3.360
	III	:1	2.172
	IV	:1	1.720
	V	:1	1.316
	VI	:1	1.000
	VII	:1	0.822
	VIII	:1	0.640
	R	:1	3.712
Final drive		:1	3.636

Performance

Power-to-weight ratio (DIN)	kg/kW	9.3
Output per litre	kW/l	83.4
Acceleration 0–100 km/h	s	6.1
Top speed	km/h	245

Off-road characteristics

Angle of approach/departure	°	25.0 / 22.2
Breakover angle	°	19.8
Ground clearance when unladen	mm	221
Fording depth (at 7 km/h)	mm	500

BMW EfficientDynamics

BMW EfficientDynamics standard features	Brake Energy Regeneration with recuperation display, Electric Power Steering (EPS), Auto Start Stop function, Optimum Shift Indicator, ECO PRO mode with coasting function, BMW EfficientLightweight, optimised aerodynamic attributes, on-demand operation of ancillary units, map-regulated oil pump, efficiency- and weight-optimised all-wheel drive, differential and transfer case with optimised warm-up behaviour, tyres with reduced rolling resistance
---	--

Fuel Consumption ECE ³⁾

Urban	l/100 km	³⁾
Extra-urban	l/100 km	³⁾
Combined	l/100 km	9.0 – 8.7
CO ₂	g/km	205 – 198
Emission rating		EU6d-TEMP

Specifications apply to ACEA markets/data relevant to homologation applies in part only to Germany (weight)
All technical specifications are provisional

¹⁾ With optional individual seats in the second row

²⁾ Oil change

³⁾ Figures not yet available

The fuel consumption, CO₂ emissions and electric power consumption figures were determined according to the European Regulation (EC) 715/2007 in the version applicable. The figures refer to a vehicle with basic configuration in Germany. The range shown considers the different sizes of the selected wheels/tyres and the selected items of optional equipment, and may vary during configuration.

The values are already based on the new WLTP test cycle and are translated back into NEDC-equivalent values in order to ensure comparability between the vehicles. With respect to these vehicles, for vehicle-related taxes or other duties based (at least inter alia) on CO₂ emissions, the CO₂ values may differ from the values stated here (depending on national legislation).

Further information on official fuel consumption figures and specific CO₂ emission values of new passenger cars is included in the following guideline: 'Leitfaden über den Kraftstoffverbrauch, die CO₂-Emissionen und den Stromverbrauch neuer Personenkraftwagen' (Guide to the fuel economy, CO₂ emissions and electric power consumption of new passenger cars), which can be obtained free of charge from all dealerships, from Deutsche Automobil Treuhand GmbH (DAT), Hellmuth-Hirth-Str. 1, 73760 Ostfildern-Scharnhausen and at <https://www.dat.de/co2/>.

The first-ever BMW X7. X7 xDrive50i. (Not available in Europe)

BMW X7 xDrive50i		
Body		
No of doors/seats		5 / 7 (6) ¹⁾
Length/width/height (unladen)	mm	5151 / 2000 / 1805
Wheelbase	mm	3105
Track, front/rear	mm	1684 / 1705
Turning circle	m	13.0
Fuel tank capacity	approx. l	83
Engine oil ²⁾	l	10.5
Weight, unladen, to DIN/EU	kg	2460 / 2535
Max load to DIN	kg	795
Max permissible weight	kg	3255
Max axle load, front/rear	kg	1445 / 1920
Max trailer load, braked (12%/unbraked)	kg	2700 / 750
Max roofload/max towbar download	kg	100 / 140
Luggage comp capacity	l	326 – 2120
Air resistance	c _d x A	0.34 x 3.00
Power Unit		
Config/No of cyls/valves		V / 8 / 4
Engine technology		BMW TwinPower Turbo technology: two TwinScroll turbochargers, High Precision Direct Injection, VALVETRONIC fully variable valve control, Double-VANOS variable camshaft timing
Effective capacity	cc	4395
Stroke/bore	mm	88.3 / 89.0
Compression ratio	:1	10.5
Fuel		min. RON 91
Max output	kW/hp	340 / 462
at	rpm	5250 – 6000
Max torque	Nm	650
at	rpm	1500 – 4750
Electrical System		
Battery/installation	Ah/-	80 / luggage compartment
Driving Dynamics and Safety		
Suspension, front		Double-wishbone axle in aluminium construction; air suspension with automatic self-levelling
Suspension, rear		Five-link axle in lightweight steel construction; air suspension with automatic self-levelling
Brakes, front		Single-piston fixed-calliper disc brakes, vented
Brakes, rear		Single-piston floating-calliper disc brakes, vented
Driving stability systems		Standard: DSC incl. ABS and DTC (Dynamic Traction Control), CBC (Cornering Brake Control), DBC (Dynamic Brake Control), Dry Braking function, Fading Compensation, Start-Off Assistant, DSC networked with xDrive all-wheel-drive system, ADB-X (Automatic Differential Brake), HDC (Hill Descent Control), Adaptive suspension; optional: active roll stabilisation, electronically controlled rear differential lock
Safety equipment		Standard: airbags for driver and front passenger, side airbags for driver and front passenger, head airbags for front and rear seats, three-point inertia-reel seatbelts on all seats with belt stopper, belt latch tensioner and belt force limiter in the front, crash sensors, tyre pressure indicator
Steering		Electric Power Steering (EPS); optional: Integral Active Steering
Steering ratio, overall	:1	18.7
Tyres, front/rear		275/50 R20 113W XL
Rims, front/rear		8.5J x 20 light-alloy

BMW X7 xDrive50i

Transmission

Type of transmission	Eight-speed Steptronic transmission		
Gear ratios	I	:1	5.500
	II	:1	3.520
	III	:1	2.200
	IV	:1	1.720
	V	:1	1.317
	VI	:1	1.000
	VII	:1	0.823
	VIII	:1	0.640
	R	:1	3.993
Final drive		:1	3.385

Performance

Power-to-weight ratio (DIN)	kg/kW	7.2
Output per litre	kW/l	77.4
Acceleration 0–100 km/h	s	5.4
Top speed	km/h	250

Off-road characteristics

Angle of approach/departure	°	25.0 / 22.2
Breakover angle	°	19.8
Ground clearance when unladen	mm	221
Fording depth (at 7 km/h)	mm	500

BMW EfficientDynamics

BMW EfficientDynamics standard features	Brake Energy Regeneration with recuperation display, Electric Power Steering (EPS), Auto Start Stop function, Optimum Shift Indicator, ECO PRO mode with coasting function, BMW EfficientLightweight, optimised aerodynamic attributes, on-demand operation of ancillary units, map-regulated oil pump, efficiency- and weight-optimised all-wheel drive, differential and transfer case with optimised warm-up behaviour, tyres with reduced rolling resistance
---	--

Fuel Consumption ECE

Urban	l/100 km	³⁾
Extra-urban	l/100 km	³⁾
Combined	l/100 km	11.4
CO ₂	g/km	261
Emission rating		–

All technical specifications are provisional

¹⁾ With optional individual seats in the second row

²⁾ Oil change

³⁾ Figures not yet available

The fuel consumption, CO₂ emissions and electric power consumption figures were determined according to the European Regulation (EC) 715/2007 in the version applicable. The figures refer to a vehicle with basic configuration in Germany. The range shown considers the different sizes of the selected wheels/tyres and the selected items of optional equipment, and may vary during configuration.

The values are already based on the new WLTP test cycle and are translated back into NEDC-equivalent values in order to ensure comparability between the vehicles. With respect to these vehicles, for vehicle-related taxes or other duties based (at least inter alia) on CO₂ emissions, the CO₂ values may differ from the values stated here (depending on national legislation).

Further information on official fuel consumption figures and specific CO₂ emission values of new passenger cars is included in the following guideline: 'Leitfaden über den Kraftstoffverbrauch, die CO₂-Emissionen und den Stromverbrauch neuer Personenkraftwagen' (Guide to the fuel economy, CO₂ emissions and electric power consumption of new passenger cars), which can be obtained free of charge from all dealerships, from Deutsche Automobil Treuhand GmbH (DAT), Hellmuth-Hirth-Str. 1, 73760 Ostfildern-Schramhausen and at <https://www.dat.de/co2/>.

The first-ever BMW X7. X7 xDrive30d.

BMW X7 xDrive30d		
Body		
No of doors/seats		5 / 7 (6) ¹⁾
Length/width/height (unladen)	mm	5151 / 2000 / 1805
Wheelbase	mm	3105
Track, front/rear	mm	1684 / 1705
Turning circle	m	13.0
Fuel tank capacity	approx. l	80
Engine oil ²⁾	l	6.5
Weight, unladen, to DIN/EU	kg	2370 / 2445
Max load to DIN	kg	850
Max permissible weight	kg	3220
Max axle load, front/rear	kg	1365 / 1950
Max trailer load, braked (12%/unbraked)	kg	2200 / 750
Max roofload/max towbar download	kg	100 / 140
Luggage comp capacity	l	326 – 2120
Air resistance	c _d x A	0.33 x 3.00
Power Unit		
Config/No of cyls/valves		In-line / 6 / 4
Engine technology		BMW TwinPower Turbo technology: turbocharger with variable inlet geometry, common-rail direct injection with piezo injectors (max. injection pressure: 2500 bar)
Effective capacity	cc	2993
Stroke/bore	mm	90.0 / 84.0
Compression ratio	:1	16.5
Fuel		Diesel
Max output	kW/hp	195 / 265
at	rpm	4000
Max torque	Nm	620
at	rpm	2000 – 2500
Electrical System		
Battery/installation	Ah/-	90 / luggage compartment
Driving Dynamics and Safety		
Suspension, front		Double-wishbone axle in aluminium construction; air suspension with automatic self-levelling
Suspension, rear		Five-link axle in lightweight steel construction; air suspension with automatic self- levelling
Brakes, front		Single-piston fixed-calliper disc brakes, vented
Brakes, rear		Single-piston floating-calliper disc brakes, vented
Driving stability systems		Standard: DSC incl. ABS and DTC (Dynamic Traction Control), CBC (Cornering Brake Control), DBC (Dynamic Brake Control), Dry Braking function, Fading Compensation, Start-Off Assistant, DSC networked with xDrive all-wheel- drive system, ADB-X (Automatic Differential Brake), HDC (Hill Descent Control), Adaptive suspension; optional: active roll stabilisation
Safety equipment		Standard: airbags for driver and front passenger, side airbags for driver and front passenger, head airbags for front and rear seats, three-point inertia-reel seatbelts on all seats with belt stopper, belt latch tensioner and belt force limiter in the front, crash sensors, tyre pressure indicator
Steering		Electric Power Steering (EPS); optional: Integral Active Steering
Steering ratio, overall	:1	18.7
Tyres, front/rear		275/50 R20 113W XL
Rims, front/rear		8.5J x 20 light-alloy

BMW X7 xDrive30d

Transmission

Type of transmission	Eight-speed Steptronic transmission		
Gear ratios	I	:1	5.500
	II	:1	3.520
	III	:1	2.200
	IV	:1	1.720
	V	:1	1.317
	VI	:1	1.000
	VII	:1	0.823
	VIII	:1	0.640
	R	:1	3.993
Final drive		:1	3.077

Performance

Power-to-weight ratio (DIN)	kg/kW	12.2
Output per litre	kW/l	65.2
Acceleration 0–100 km/h	s	7.0
Top speed	km/h	227

Off-road characteristics

Angle of approach/departure	°	25.0 / 22.2
Breakover angle	°	19.8
Ground clearance when unladen	mm	221
Fording depth (at 7 km/h)	mm	500

BMW EfficientDynamics

BMW EfficientDynamics standard features	Brake Energy Regeneration with recuperation display, Electric Power Steering (EPS), Auto Start Stop function, Optimum Shift Indicator, ECO PRO mode with coasting function, BMW EfficientLightweight, optimised aerodynamic attributes, on-demand operation of ancillary units, map-regulated oil pump, efficiency- and weight-optimised all-wheel drive, differential and transfer case with optimised warm-up behaviour, tyres with reduced rolling resistance, BMW Blue Performance technology with SCR catalyst
---	---

Fuel Consumption ECE

Urban	l/100 km	³⁾
Extra-urban	l/100 km	³⁾
Combined	l/100 km	6.8 – 6.5
CO ₂	g/km	178 – 171
Emission rating		EU6d-TEMP

Specifications apply to ACEA markets/data relevant to homologation applies in part only to Germany (weight)
All technical specifications are provisional

¹⁾ With optional individual seats in the second row

²⁾ Oil change

³⁾ Figures not yet available

The fuel consumption, CO₂ emissions and electric power consumption figures were determined according to the European Regulation (EC) 715/2007 in the version applicable. The figures refer to a vehicle with basic configuration in Germany. The range shown considers the different sizes of the selected wheels/tyres and the selected items of optional equipment, and may vary during configuration.

The values are already based on the new WLTP test cycle and are translated back into NEDC-equivalent values in order to ensure comparability between the vehicles. With respect to these vehicles, for vehicle-related taxes or other duties based (at least inter alia) on CO₂ emissions, the CO₂ values may differ from the values stated here (depending on national legislation).

Further information on official fuel consumption figures and specific CO₂ emission values of new passenger cars is included in the following guideline: 'Leitfaden über den Kraftstoffverbrauch, die CO₂-Emissionen und den Stromverbrauch neuer Personenkraftwagen' (Guide to the fuel economy, CO₂ emissions and electric power consumption of new passenger cars), which can be obtained free of charge from all dealerships, from Deutsche Automobil Treuhand GmbH (DAT), Hellmuth-Hirth-Str. 1, 73760 Ostfildern-Schramhausen and at <https://www.dat.de/co2/>.

The first-ever BMW X7. X7 M50d.

BMW X7 M50d		
Body		
No of doors/seats		5 / 7 (6) ¹⁾
Length/width/height (unladen)	mm	5151 / 2000 / 1805
Wheelbase	mm	3105
Track, front/rear	mm	1682 / 1703
Turning circle	m	13.0
Fuel tank capacity	approx. l	80
Engine oil ²⁾	l	6.5
Weight, unladen, to DIN/EU	kg	2460 / 2535
Max load to DIN	kg	830
Max permissible weight	kg	3290
Max axle load, front/rear	kg	1415 / 1945
Max trailer load, braked (12%/unbraked)	kg	2600 / 750
Max roofload/max towbar download	kg	100 / 140
Luggage comp capacity	l	326 – 2120
Air resistance	C _d x A	0.34 x 3.00
Power Unit		
Config/No of cyls/valves		In-line / 6 / 4
Engine technology		M Performance TwinPower Turbo technology: multi-stage turbocharging with four turbochargers (two turbochargers for the high-pressure stage and two for the low-pressure stage), high-pressure turbochargers with variable inlet geometry, common-rail direct injection with piezo injectors (max. injection pressure: >2500 bar)
Effective capacity	cc	2993
Stroke/bore	mm	90.0 / 84.0
Compression ratio	:1	16.0
Fuel		Diesel
Max output	kW/hp	294 / 400
at	rpm	4400
Max torque	Nm	760
at	rpm	2000 – 3000
Electrical System		
Battery/installation	Ah/-	90 / luggage compartment
Driving Dynamics and Safety		
Suspension, front		Double-wishbone axle in aluminium construction; air suspension with automatic self-levelling
Suspension, rear		Five-link axle in lightweight steel construction; air suspension with automatic self-levelling
Brakes, front		Single-piston fixed-calliper disc brakes, vented
Brakes, rear		Single-piston floating-calliper disc brakes, vented
Driving stability systems		Standard: DSC incl. ABS and DTC (Dynamic Traction Control), CBC (Cornering Brake Control), DBC (Dynamic Brake Control), Dry Braking function, Fading Compensation, Start-Off Assistant, DSC networked with xDrive all-wheel-drive system, ADB-X (Automatic Differential Brake), HDC (Hill Descent Control), Adaptive suspension, electronically controlled rear differential lock; optional: active roll stabilisation,
Safety equipment		Standard: airbags for driver and front passenger, side airbags for driver and front passenger, head airbags for front and rear seats, three-point inertia-reel seatbelts on all seats with belt stopper, belt latch tensioner and belt force limiter in the front, crash sensors, tyre pressure indicator
Steering		Electric Power Steering (EPS); optional: Integral Active Steering
Steering ratio, overall	:1	18.7
Tyres, front/rear		285/45 R21 113Y XL
Rims, front/rear		9.5J x 21 light-alloy

BMW X7 M50d

Transmission

Type of transmission	Eight-speed Steptronic transmission		
Gear ratios	I	:1	5.500
	II	:1	3.520
	III	:1	2.200
	IV	:1	1.720
	V	:1	1.317
	VI	:1	1.000
	VII	:1	0.823
	VIII	:1	0.640
	R	:1	3.993
Final drive		:1	3.231

Performance

Power-to-weight ratio (DIN)	kg/kW	8.4
Output per litre	kW/l	98.2
Acceleration 0–100 km/h	s	5.4
Top speed	km/h	250

Off-road characteristics

Angle of approach/departure	°	25.0 / 22.2
Breakover angle	°	19.8
Ground clearance when unladen	mm	221
Fording depth (at 7 km/h)	mm	500

BMW EfficientDynamics

BMW EfficientDynamics standard features	Brake Energy Regeneration with recuperation display, Electric Power Steering (EPS), Auto Start Stop function, Optimum Shift Indicator, ECO PRO mode with coasting function, BMW EfficientLightweight, optimised aerodynamic attributes, on-demand operation of ancillary units, map-regulated oil pump, efficiency- and weight-optimised all-wheel drive, differential and transfer case with optimised warm-up behaviour, BMW Blue Performance technology with SCR catalyst
---	--

Fuel Consumption ECE

Urban	l/100 km	³⁾
Extra-urban	l/100 km	³⁾
Combined	l/100 km	7.4 – 7.0
CO ₂	g/km	193 – 185
Emission rating		EU6d-TEMP

Specifications apply to ACEA markets/data relevant to homologation applies in part only to Germany (weight)
All technical specifications are provisional

¹⁾ With optional individual seats in the second row

²⁾ Oil change

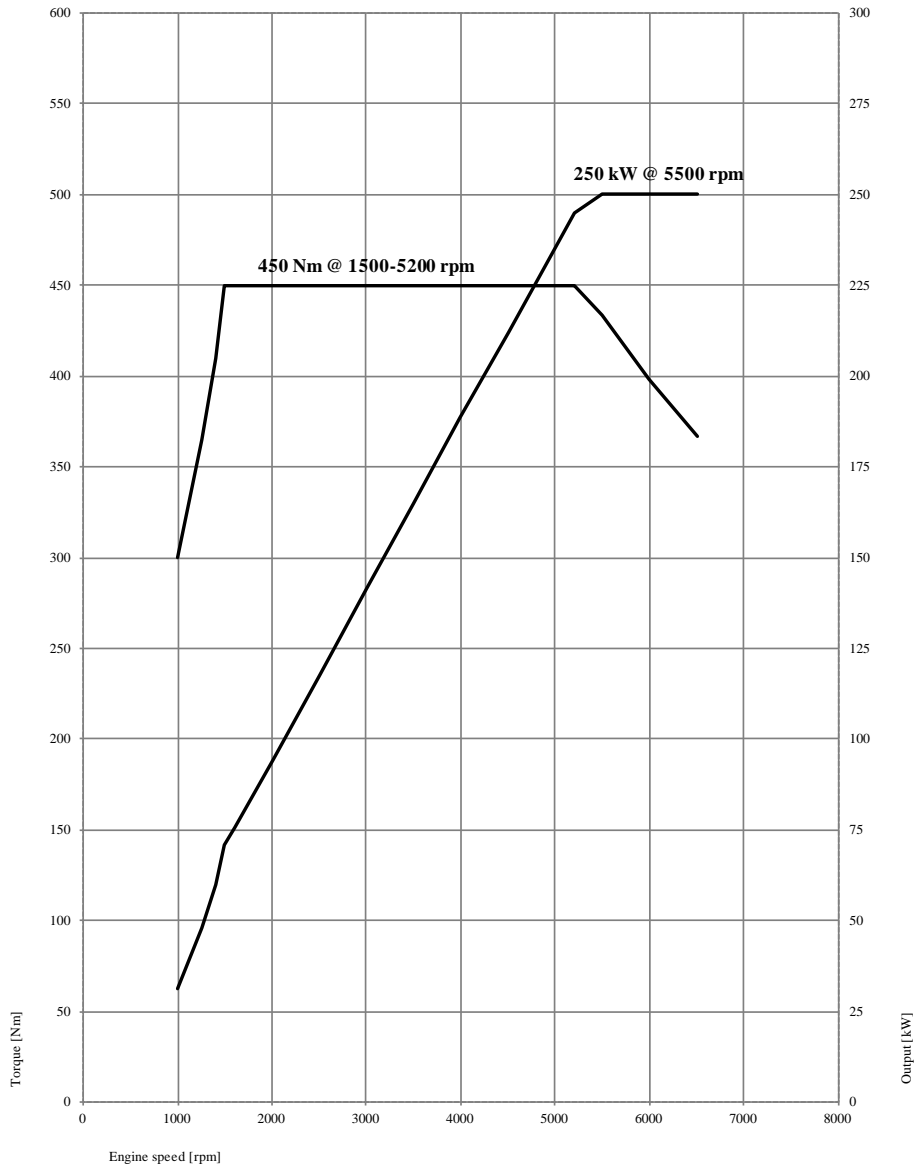
³⁾ Figures not yet available

The fuel consumption, CO₂ emissions and electric power consumption figures were determined according to the European Regulation (EC) 715/2007 in the version applicable. The figures refer to a vehicle with basic configuration in Germany. The range shown considers the different sizes of the selected wheels/tyres and the selected items of optional equipment, and may vary during configuration.

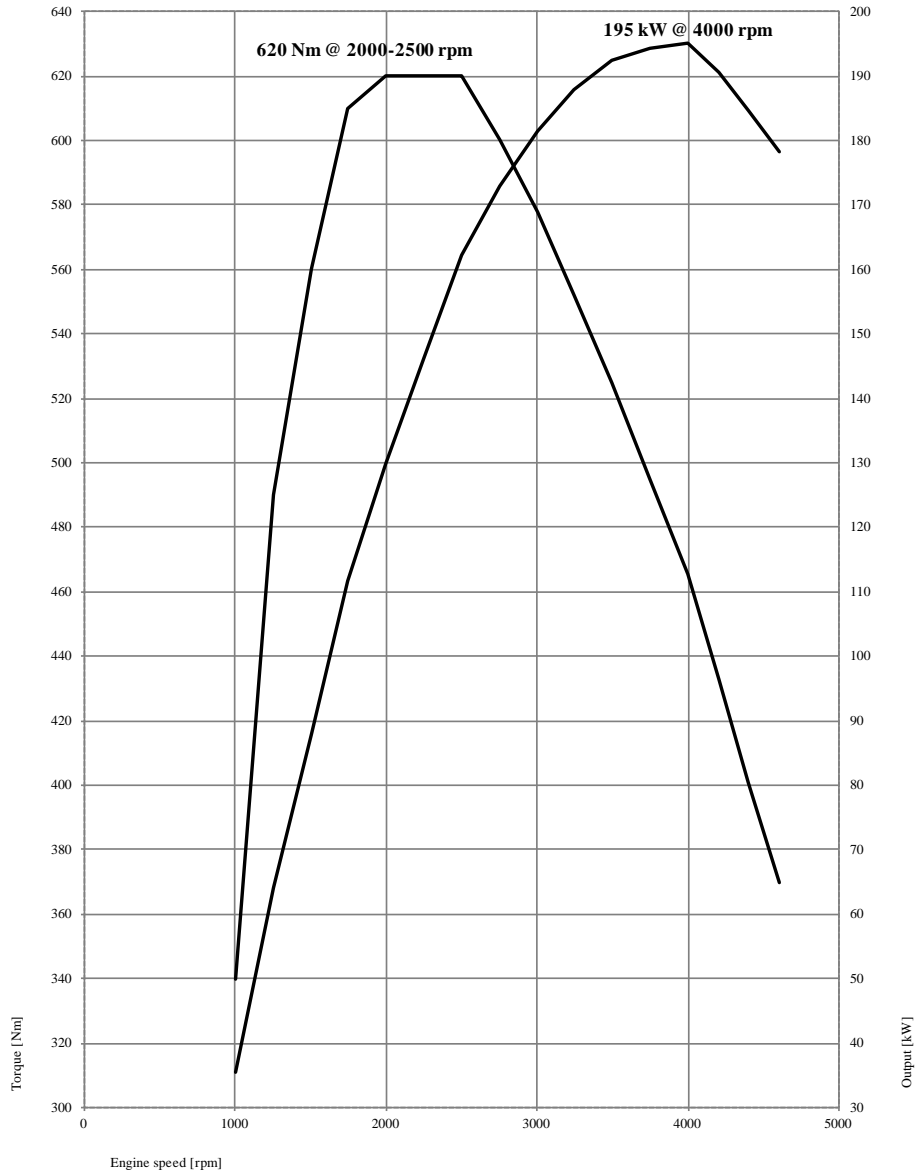
The values are already based on the new WLTP test cycle and are translated back into NEDC-equivalent values in order to ensure comparability between the vehicles. With respect to these vehicles, for vehicle-related taxes or other duties based (at least inter alia) on CO₂ emissions, the CO₂ values may differ from the values stated here (depending on national legislation).

Further information on official fuel consumption figures and specific CO₂ emission values of new passenger cars is included in the following guideline: 'Leitfaden über den Kraftstoffverbrauch, die CO₂-Emissionen und den Stromverbrauch neuer Personenkraftwagen' (Guide to the fuel economy, CO₂ emissions and electric power consumption of new passenger cars), which can be obtained free of charge from all dealerships, from Deutsche Automobil Treuhand GmbH (DAT), Hellmuth-Hirth-Str. 1, 73760 Ostfildern-Schramhausen and at <https://www.dat.de/co2/>.

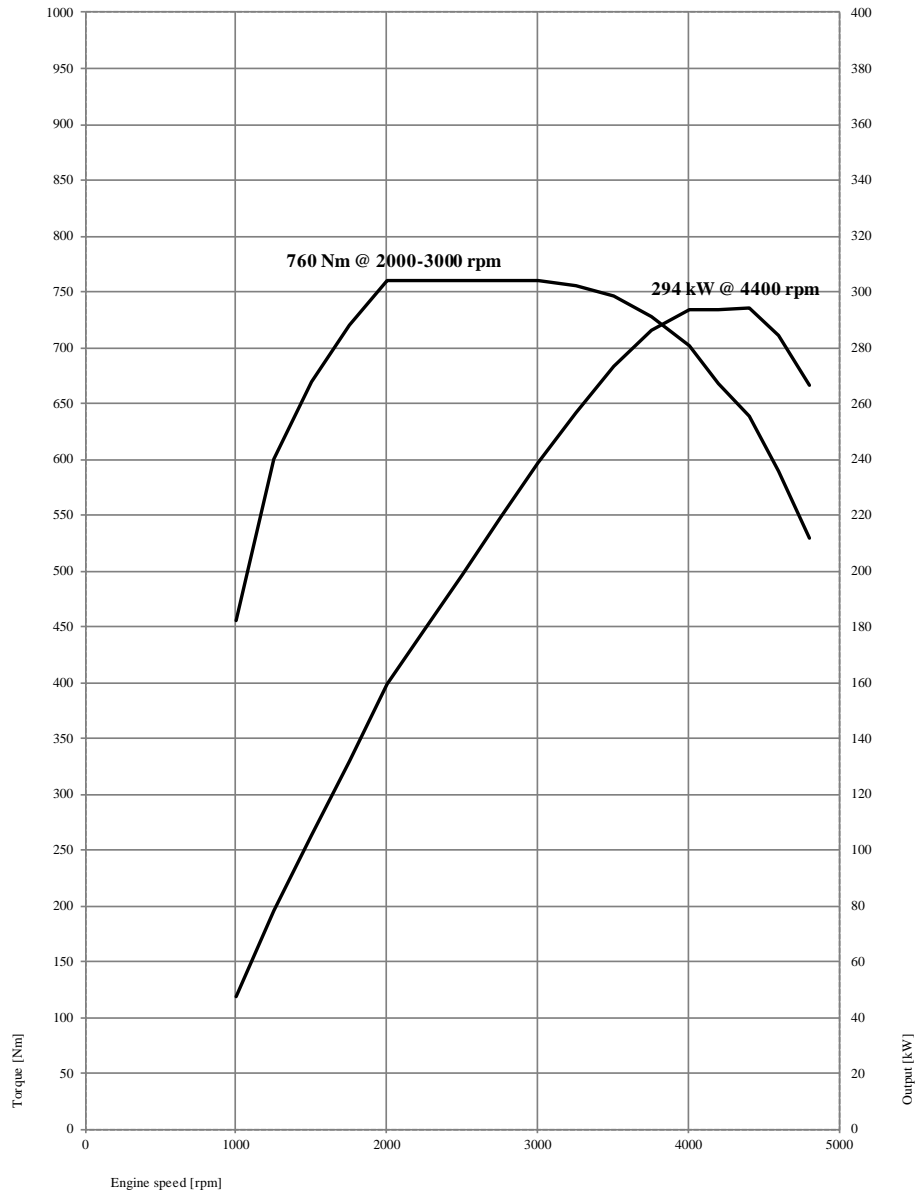
Output and torque diagrams. The first-ever BMW X7. X7 xDrive40i.



The first-ever BMW X7. X7 xDrive30d.



The first-ever BMW X7. X7 M50d.



Exterior and interior dimensions. The first-ever BMW X7.

