

# Specifications.

## The new BMW 5 Series Touring.

### 530i.



<b>BMW 530i Touring</b>		
<b>Body</b>		
No of doors/seats		5 / 5
Length/width/height <sup>1)</sup> (unladen)	mm	4943 / 1868 / 1498
Wheelbase	mm	2975
Track, front/rear	mm	1605 / 1630
Ground clearance		140
Turning circle	m	12.05
Fuel tank capacity	approx. ltr	68
Engine oil <sup>2)</sup>	l	5.25
Weight, unladen, to DIN/EU	kg	1640 / 1715
Max load to DIN	kg	720
Max permissible weight	kg	2360
Max axle load, front/rear	kg	1065 / 1410
Max trailer load, braked (12%/unbraked)	kg	2000 / 750
Max roofload/max towbar download	kg	100 / 90
Luggage comp capacity	l	570 – 1700
Air resistance	c <sub>d</sub> x A	0.28 x 2.35
<b>Power Unit</b>		
Config/No of cyls/valves		R / 4 / 4
Engine technology		BMW TwinPower Turbo technology: TwinScroll turbocharger, High Precision Direct Injection, VALVETRONIC fully variable valve control, Double-VANOS variable camshaft timing
Effective capacity	cc	1998
Stroke/bore	mm	94.6 / 82.0
Compression ratio	:1	10.2
Fuel		min. ROZ 91
Max output	kW/hp	185 / 252
at	rpm	5200 – 6500
Max torque	Nm/lb-ft	350/258
at	rpm	1450 – 4800
<b>Electrical System</b>		
Battery/installation	Ah/–	90 / Luggage compartment
<b>Driving Dynamics and Safety</b>		
Suspension, front		Aluminium double track control arm axle with separate lower track arm level, small steering roll radius, traverse force compensation, anti-dive
Suspension, rear		Five-link axle in aluminium lightweight construction, double elastic bearing, air suspension with automatic self-levelling
Brakes, front		Four-piston fixed-calliper disc brakes / vented
Brakes, rear		Single-piston floating-calliper disc brakes / vented
Driving stability systems		Standard: DSC incl. ABS and DTC (Dynamic Traction Control), CBC (Cornering Brake Control), DBC (Dynamic Brake Control), Dry Braking function, Fading Compensation, Start-Off Assistant; Optional: Dynamic Damper Control, Adaptive Drive
Safety equipment		Standard: airbags for driver and front passenger, side airbags for driver and front passenger, head airbags for front and rear seats, three-point inertia-reel seatbelts on all seats with belt stopper, belt latch tensioner and belt force limiter at the front seats, crash-active front head restraints, crash sensors, tyre pressure indicator
Steering		Electric Power Steering (EPS), Optional: Integral Active Steering
Steering ratio, overall	:1	16.3
Tyres, front/rear		225/55 R17 97Y
Rims, front/rear		7.5J x 17 LM

**BMW 530i Touring**

**Transmission**

Type of transmission	8-speed Steptronic Transmission		
Gear ratios	I	:1	5.000
	II	:1	3.200
	III	:1	2.143
	IV	:1	1.720
	V	:1	1.314
	VI	:1	1.000
	VII	:1	0.822
	VIII	:1	0.640
	R	:1	3.456
Final drive		:1	2.929

**Performance**

Power-to-weight ratio (DIN)	kg/kW	8.9
Output per litre	kW/l	92.6
Acceleration 0–100 km/h	s	6.5
In 5th gear 80–120 km/h	s	–
Top speed	km/h	250

**BMW EfficientDynamics**

BMW EfficientDynamics standard features	Brake Energy Regeneration with recuperation display, Electric Power Steering, Auto Start Stop function, Optimum Shift Indicator, ECO PRO mode with coasting function and Proactive Driving Assistant, BMW EfficientLightweight, optimised aerodynamic attributes, active air flap control, on-demand operation of ancillary units, map-regulated oil pump, differential with optimised warm-up behaviour, tyres with reduced rolling resistance
---	---

**Fuel Consumption ECE<sup>3)</sup>**

With standard tyres, also with 8J x 18 wheels and 245/45 R18 tyres		
Urban	l/100 km	7.2
Extra-urban	l/100 km	5.1
Combined	l/100 km	5.8
CO <sub>2</sub>	g/km	133
With 8J x 18 wheels (front), 9J x 18 (rear) and 245/45 R18 tyres (front), 275/40 R18 (rear), with 8J x 19 wheels and 245/40 R19 tyres, with 8J x 19 wheels (front), 9J x 19 (rear) and 245/40 R19 tyres (front), 275/35 R19 (rear), with 8J x 20 wheels (front), 9J x 20 (rear) and 245/35 R20 tyres (front), 275/30 R20 (rear) and with runflat tyres		
Urban	l/100 km	7.5
Extra-urban	l/100 km	5.3
Combined	l/100 km	6.1
CO <sub>2</sub>	g/km	139
With winter tyres		
Urban	l/100 km	7.6
Extra-urban	l/100 km	5.5
Combined	l/100 km	6.3
CO <sub>2</sub>	g/km	143
Emission rating		EU6

Specifications apply to ACEA markets/data relevant to homologation applies in part only to Germany (weight)

<sup>1)</sup> Height including roof fin

<sup>2)</sup> Oil change

<sup>3)</sup> Fuel consumption and CO<sub>2</sub> emissions depend on the selected tyre format

# The new BMW 5 Series Touring. 540i xDrive.

<b>BMW 540i xDrive Touring</b>		
<b>Body</b>		
No of doors/seats		5/5
Length/width/height <sup>1)</sup> (unladen)	mm	4943 / 1868 / 1498
Wheelbase	mm	2975
Track, front/rear	mm	1605 / 1630
Ground clearance		140
Turning circle	m	12.22
Fuel tank capacity	approx. ltr	68
Engine oil <sup>2)</sup>	l	6.5
Weight, unladen, to DIN/EU	kg	1765 / 1840
Max load to DIN	kg	730
Max permissible weight	kg	2495
Max axle load, front/rear	kg	1185 / 1430
Max trailer load, braked (12%/unbraked)	kg	2000 / 750
Max roofload/max towbar download	kg	100 / 90
Luggage comp capacity	l	570 – 1700
Air resistance	c <sub>d</sub> x A	0.29 x 2.35
<b>Power Unit</b>		
Config/No of cyls/valves		R / 6 / 4
Engine technology	BMW TwinPower Turbo technology: TwinScroll turbocharger, High Precision Direct Injection, VALVETRONIC fully variable valve control, Double-VANOS variable camshaft timing	
Effective capacity	cc	2998
Stroke/bore	mm	94.6 / 82.0
Compression ratio	:1	11.0
Fuel		min. ROZ 91
Max output	kW/hp	250 / 340
at	rpm	5500 – 6500
Max torque	Nm/lb-ft	450/332
at	rpm	1380 – 5200
<b>Electrical System</b>		
Battery/installation	Ah/-	90 / Luggage compartment
<b>Driving Dynamics and Safety</b>		
Suspension, front	Aluminium double track control arm axle with separate lower track arm level, small steering roll radius, traverse force compensation, anti-dive	
Suspension, rear	Five-link axle in aluminium lightweight construction, double elastic bearing, air suspension with automatic self-levelling	
Brakes, front	Four-piston fixed-calliper disc brakes / vented	
Brakes, rear	Single-piston floating-calliper disc brakes / vented	
Driving stability systems	Standard: DSC incl. ABS and DTC (Dynamic Traction Control), CBC (Cornering Brake Control), DBC (Dynamic Brake Control), Dry Braking function, Fading Compensation, Start-Off Assistant, DSC networked with xDrive all-wheel-drive system; Optional: Dynamic Damper Control, Adaptive Drive	
Safety equipment	Standard: airbags for driver and front passenger, side airbags for driver and front passenger, head airbags for front and rear seats, three-point inertia-reel seatbelts on all seats with belt stopper, belt latch tensioner and belt force limiter at the front seats, crash-active front head restraints, crash sensors, tyre pressure indicator	
Steering	Electric Power Steering (EPS), Optional: Integral Active Steering	
Steering ratio, overall	:1	16.3
Tyres, front/rear		225/55 R17 97Y
Rims, front/rear		7.5J x 17 LM

**BMW 540i xDriveTouring**

**Transmission**

Type of transmission	8-speed Steptronic Transmission		
Gear ratios	I	:1	5.000
	II	:1	3.200
	III	:1	2.143
	IV	:1	1.720
	V	:1	1.314
	VI	:1	1.000
	VII	:1	0.822
	VIII	:1	0.640
	R	:1	3.456
Final drive		:1	2.929

**Performance**

Power-to-weight ratio (DIN)	kg/kW	7.1
Output per litre	kW/l	83.4
Acceleration 0–100 km/h	s	5.1
In 5th gear 80–120 km/h	s	–
Top speed	km/h	250

**BMW EfficientDynamics**

BMW EfficientDynamics standard features	Brake Energy Regeneration with recuperation display, Electric Power Steering, Auto Start Stop function, Optimum Shift Indicator, ECO PRO mode with coasting function and Proactive Driving Assistant, BMW EfficientLightweight, optimised aerodynamic attributes, active air flap control, on-demand operation of ancillary units, map-regulated oil pump, rear differential with optimised warm-up behaviour, tyres with reduced rolling resistance
---	--

**Fuel Consumption ECE<sup>3)</sup>**

With standard tyres, also with 8J x 18 wheels and 245/45 R18 tyres		
Urban	l/100 km	9.5
Extra-urban	l/100 km	6.1
Combined	l/100 km	7.3
CO <sub>2</sub>	g/km	167
With 8J x 18 wheels (front), 9J x 18 (rear) and 245/45 R18 tyres (front), 275/40 R18 (rear), with 8J x 19 wheels and 245/40 R19 tyres, with 8J x 19 wheels (front), 9J x 19 (rear) and 245/40 R19 tyres (front), 275/35 R19 (rear), with 8J x 20 wheels (front), 9J x 20 (rear) and 245/35 R20 tyres (front), 275/30 R20 (rear) and with runflat tyres		
Urban	l/100 km	9.7
Extra-urban	l/100 km	6.2
Combined	l/100 km	7.5
CO <sub>2</sub>	g/km	172
With winter tyres		
Urban	l/100 km	9.9
Extra-urban	l/100 km	6.5
Combined	l/100 km	7.7
CO <sub>2</sub>	g/km	177
Emission rating		EU6

Specifications apply to ACEA markets/data relevant to homologation applies in part only to Germany (weight)

<sup>1)</sup> Height including roof fin

<sup>2)</sup> Oil change

<sup>3)</sup> Fuel consumption and CO<sub>2</sub> emissions depend on the selected tyre format

# The new BMW 5 Series Touring. 520d.

<b>BMW 520d Touring</b>		
<b>Body</b>		
No of doors/seats		5 / 5
Length/width/height <sup>1)</sup> (unladen)	mm	4943 / 1868 / 1498
Wheelbase	mm	2975
Track, front/rear	mm	1605 / 1630
Ground clearance		140
Turning circle	m	12.05
Fuel tank capacity	approx. ltr	66
Engine oil <sup>2)</sup>	l	5.0
Weight, unladen, to DIN/EU	kg	1655 / 1730 (1660 / 1735)
Max load to DIN	kg	725 (730)
Max permissible weight	kg	2380 (2390)
Max axle load, front/rear	kg	1060 / 1430 (1075 / 1430)
Max trailer load, braked (12%/unbraked)	kg	2000 / 750
Max roofload/max towbar download	kg	100 / 90
Luggage comp capacity	l	570 – 1700
Air resistance	c <sub>d</sub> x A	0.28 (0.27) x 2.35
<b>Power Unit</b>		
Config/No of cyls/valves		R / 4 / 4
Engine technology		BMW TwinPower Turbo technology: variable-geometry turbocharger, common-rail direct injection with solenoid valve injectors (max. injection pressure: 2000 bar)
Effective capacity	cc	1995
Stroke/bore	mm	90.0 / 84.0
Compression ratio	:1	16.5
Fuel		Diesel
Max output	kW/hp	140 / 190
at	rpm	4000
Max torque	Nm/lb-ft	400/295
at	rpm	1750 – 2500
<b>Electrical System</b>		
Battery/installation	Ah/–	90 / Luggage compartment
<b>Driving Dynamics and Safety</b>		
Suspension, front		Aluminium double track control arm axle with separate lower track arm level, small steering roll radius, traverse force compensation, anti-dive
Suspension, rear		Five-link axle in aluminium lightweight construction, double elastic bearing, air suspension with automatic self-levelling
Brakes, front		Four-piston fixed-calliper disc brakes / vented
Brakes, rear		Single-piston floating-calliper disc brakes / vented
Driving stability systems		Standard: DSC incl. ABS and DTC (Dynamic Traction Control), CBC (Cornering Brake Control), DBC (Dynamic Brake Control), Dry Braking function, Fading Compensation, Start-Off Assistant; Optional: Dynamic Damper Control, Adaptive Drive
Safety equipment		Standard: airbags for driver and front passenger, side airbags for driver and front passenger, head airbags for front and rear seats, three-point inertia-reel seatbelts on all seats with belt stopper, belt latch tensioner and belt force limiter at the front seats, crash-active front head restraints, crash sensors, tyre pressure indicator
Steering		Electric Power Steering (EPS), Optional: Integral Active Steering
Steering ratio, overall	:1	16.3
Tyres, front/rear		225/55 R17 97Y
Rims, front/rear		7.5J x 17 LM

**BMW 520d Touring**

**Transmission**

Type of transmission	6-speed manual (optional: 8-speed Steptronic)		
Gear ratios	I	:1	4.111 (5.000)
	II	:1	2.248 (3.200)
	III	:1	1.403 (2.143)
	IV	:1	1.000 (1.720)
	V	:1	0.802 (1.314)
	VI	:1	0.659 (1.000)
	VII	:1	– (0.822)
	VIII	:1	– (0.640)
	R	:1	3.727 (3.456)
Final drive		:1	3.385 (2.929)

**Performance**

Power-to-weight ratio (DIN)	kg/kW	11.8 (11.9)
Output per litre	kW/l	70.2
Acceleration 0–100 km/h	s	8.0 (7.8)
In 5th gear 80–120 km/h	s	–
Top speed	km/h	230 (225)

**BMW EfficientDynamics**

BMW EfficientDynamics standard features	Brake Energy Regeneration with recuperation display, Electric Power Steering, Auto Start Stop function, Optimum Shift Indicator, ECO PRO Modus with coasting function (models with automatic transmission) and Proactive Driving Assistant, BMW EfficientLightweight, optimised aerodynamic attributes, active air flap control, on-demand operation of ancillary units, map-regulated oil pump, differential with optimised warm-up behaviour, tyres with reduced rolling resistance, BMW Blue Performance technology
---	--

**Fuel Consumption ECE <sup>3)</sup>**

With standard tyres, also with 8J x 18 wheels and 245/45 R18 tyres		
Urban	l/100 km	5.2 (4.9)
Extra-urban	l/100 km	4.1 (4.0)
Combined	l/100 km	4.5 (4.3)
CO <sub>2</sub>	g/km	119 (114)
With 8J x 18 wheels (front), 9J x 18 (rear) and 245/45 R18 tyres (front), 275/40 R18 (rear), with 8J x 19 wheels and 245/40 R19 tyres, with 8J x 19 wheels (front), 9J x 19 (rear) and 245/40 R19 tyres (front), 275/35 R19 (rear), with 8J x 20 wheels (front), 9J x 20 (rear) and 245/35 R20 tyres (front), 275/30 R20 (rear) and with runflat tyres		
Urban	l/100 km	5.3 (5.1)
Extra-urban	l/100 km	4.3 (4.2)
Combined	l/100 km	4.7 (4.5)
CO <sub>2</sub>	g/km	124 (119)
With winter tyres		
Urban	l/100 km	5.6 (5.2)
Extra-urban	l/100 km	4.6 (4.4)
Combined	l/100 km	4.9 (4.7)
CO <sub>2</sub>	g/km	129 (124)
Emission rating		EU6

Specifications apply to ACEA markets/data relevant to homologation applies in part only to Germany (weight)  
Figures in brackets apply to models with automatic transmission

<sup>1)</sup> Height including roof fin

<sup>2)</sup> Oil change

<sup>3)</sup> Fuel consumption and CO<sub>2</sub> emissions depend on the selected tyre format

# The new BMW 5 Series Touring. 530d, 530d xDrive.

		<b>BMW 530d Touring</b>	<b>BMW 530d xDrive Touring</b>
<b>Body</b>			
No of doors/seats		5 / 5	5 / 5
Length/width/height <sup>1)</sup> (unladen)	mm	4943 / 1868 / 1498	4943 / 1868 / 1498
Wheelbase	mm	2975	2975
Track, front/rear	mm	1605 / 1630	1605 / 1630
Ground clearance		140	140
Turning circle	m	12.05	12.22
Fuel tank capacity	approx. ltr	66	66
Engine oil <sup>2)</sup>	l	6.5	6.5
Weight, unladen, to DIN/EU	kg	1750 / 1825	1800 / 1875
Max load to DIN	kg	730	730
Max permissible weight	kg	2480	2530
Max axle load, front/rear	kg	1140 / 1455	1190 / 1455
Max trailer load, braked (12%/unbraked)	kg	2000 / 750	2000 / 750
Max roofload/max towbar download	kg	100 / 90	100 / 90
Luggage comp capacity	l	570 – 1700	570 – 1700
Air resistance	c <sub>d</sub> x A	0.27 x 2.35	0.28 x 2.35
<b>Power Unit</b>			
Config/No of cyls/valves		R / 6 / 4	R / 6 / 4
Engine technology		BMW TwinPower Turbo technology: variable-geometry turbocharger, common-rail direct injection with piezo injectors (max. injection pressure: 2500 bar)	
Effective capacity	cc	2993	2993
Stroke/bore	mm	90.0 / 84.0	90.0 / 84.0
Compression ratio	:1	16.5	16.5
Fuel		Diesel	Diesel
Max output	kW/hp	195 / 265	195 / 265
at	rpm	4000	4000
Max torque	Nm/lb-ft	620/457	620/457
at	rpm	2000 – 2500	2000 – 2500
<b>Electrical System</b>			
Battery/installation	Ah/–	90 / Luggage compartment	90 / Luggage compartment
<b>Driving Dynamics and Safety</b>			
Suspension, front		Aluminium double track control arm axle with separate lower track arm level, small steering roll radius, traverse force compensation, anti-dive	
Suspension, rear		Five-link axle in aluminium lightweight construction, double elastic bearing, air suspension with automatic self-levelling	
Brakes, front		Four-piston fixed-calliper disc brakes / vented	
Brakes, rear		Single-piston floating-calliper disc brakes / vented	
Driving stability systems		Standard: DSC incl. ABS and DTC (Dynamic Traction Control), CBC (Cornering Brake Control), DBC (Dynamic Brake Control), Dry Braking function, Fading Compensation, Start-Off Assistant, DSC networked with xDrive all-wheel-drive system (BMW 530d xDrive); Optional: Dynamic Damper Control, Adaptive Drive	
Safety equipment		Standard: airbags for driver and front passenger, side airbags for driver and front passenger, head airbags for front and rear seats, three-point inertia-reel seatbelts on all seats with belt stopper, belt latch tensioner and belt force limiter at the front seats, crash-active front head restraints, crash sensors, tyre pressure indicator	
Steering		Electric Power Steering (EPS), Optional: Integral Active Steering	
Steering ratio, overall	:1	16.3	16.3
Tyres, front/rear		225/55 R17 97Y	225/55 R17 97Y
Rims, front/rear		7.5J x 17 LM	7.5J x 17 LM

		<b>BMW 530d Touring</b>	<b>BMW 530d xDrive Touring</b>
<b>Transmission</b>			
Type of transmission		8-speed Steptronic Transmission	8-speed Steptronic Transmission
Gear ratios	I :1	5.000	5.000
	II :1	3.200	3.200
	III :1	2.143	2.143
	IV :1	1.720	1.720
	V :1	1.313	1.313
	VI :1	1.000	1.000
	VII :1	0.823	0.823
	VIII :1	0.640	0.640
	R :1	3.478	3.478
Final drive	:1	2.471	2.471
<b>Performance</b>			
Power-to-weight ratio (DIN)	kg/kW	9.0	9.2
Output per litre	kW/l	65.2	65.2
Acceleration 0–100 km/h	s	5.8	5.6
In 5th gear 80–120 km/h	s	–	–
Top speed	km/h	250	250
<b>BMW EfficientDynamics</b>			
BMW EfficientDynamics standard features	Brake Energy Regeneration with recuperation display, Electric Power Steering, Auto Start Stop function, Optimum Shift Indicator, ECO PRO mode with coasting function and Proactive Driving Assistant, BMW EfficientLightweight, optimised aerodynamic attributes, active air flap control, on-demand operation of ancillary units, map-regulated oil pump, rear differential(BMW 530d xDrive) with optimised warm-up behaviour, tyres with reduced rolling resistance, BMW Blue Performance technology		
<b>Fuel Consumption ECE <sup>3)</sup></b>			
With standard tyres, also with 8J x 18 wheels and 245/45 R18 tyres			
Urban	l/100 km	5.4	6.0
Extra-urban	l/100 km	4.3	4.9
Combined	l/100 km	4.7	5.3
CO <sub>2</sub>	g/km	124	139
With 8J x 18 wheels (front), 9J x 18 (rear) and 245/45 R18 tyres (front), 275/40 R18 (rear), with 8J x 19 wheels and 245/40 R19 tyres, with 8J x 19 wheels (front), 9J x 19 (rear) and 245/40 R19 tyres (front), 275/35 R19 (rear), with 8J x 20 wheels (front), 9J x 20 (rear) and 245/35 R20 tyres (front), 275/30 R20 (rear) and with runflat tyres			
Urban	l/100 km	5.7	6.2
Extra-urban	l/100 km	4.6	5.1
Combined	l/100 km	5.0	5.5
CO <sub>2</sub>	g/km	131	144
With winter tyres			
Urban	l/100 km	5.8	6.4
Extra-urban	l/100 km	4.7	5.2
Combined	l/100 km	5.1	5.7
CO <sub>2</sub>	g/km	134	149
Emission rating		EU6	EU6

Specifications apply to ACEA markets/data relevant to homologation applies in part only to Germany (weight)

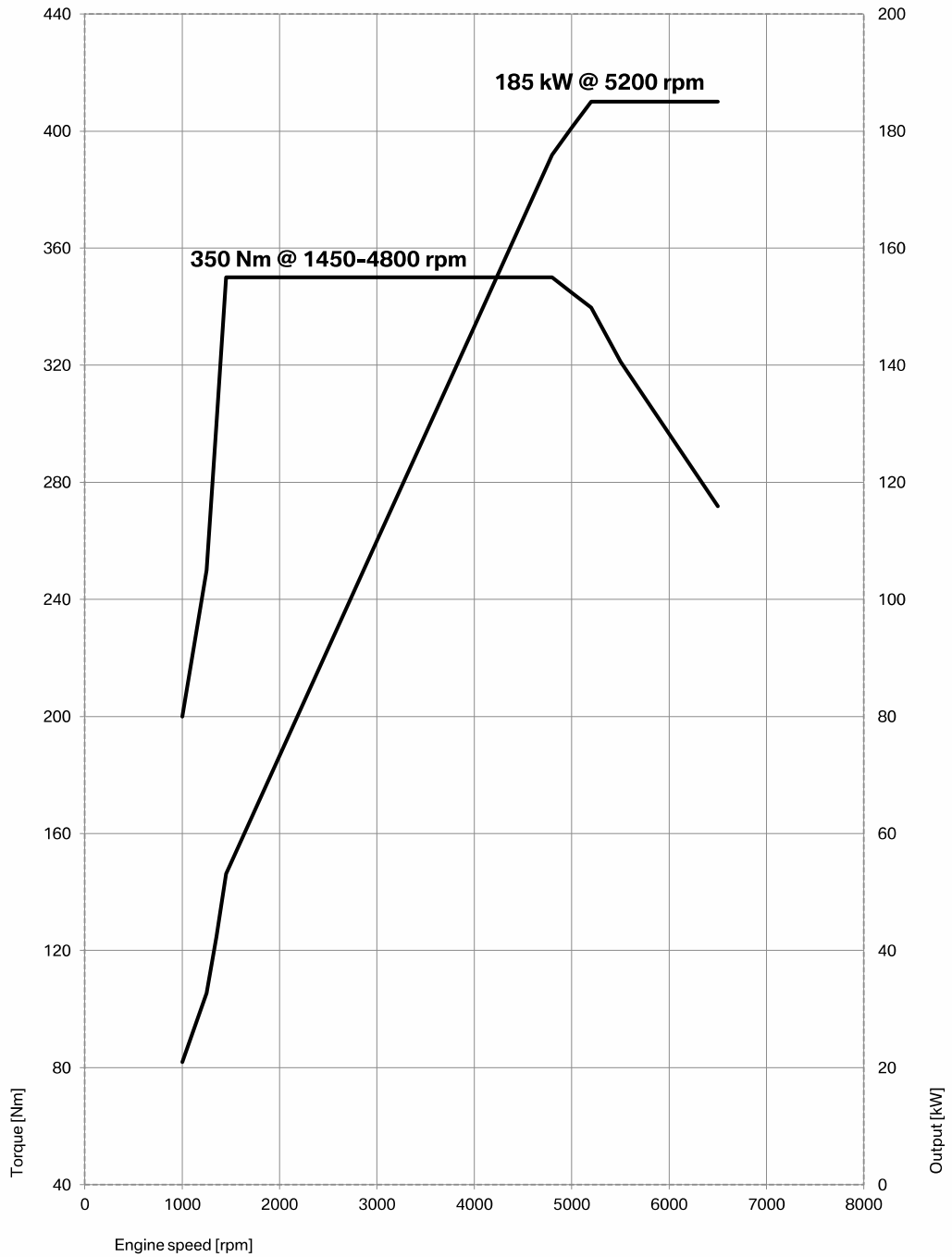
<sup>1)</sup> Height including roof fin

<sup>2)</sup> Oil change

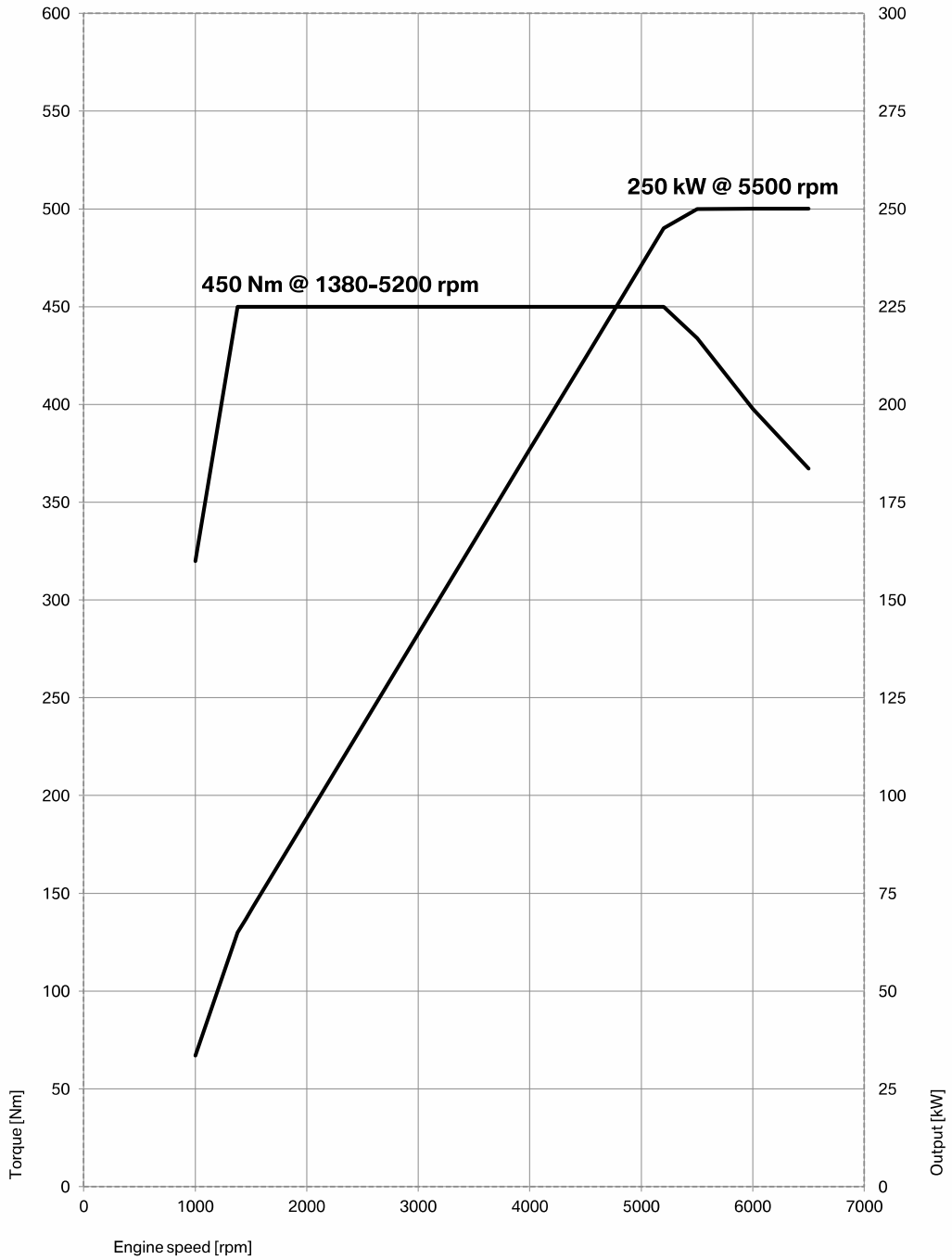
<sup>3)</sup> Fuel consumption and CO<sub>2</sub> emissions depend on the selected tyre format



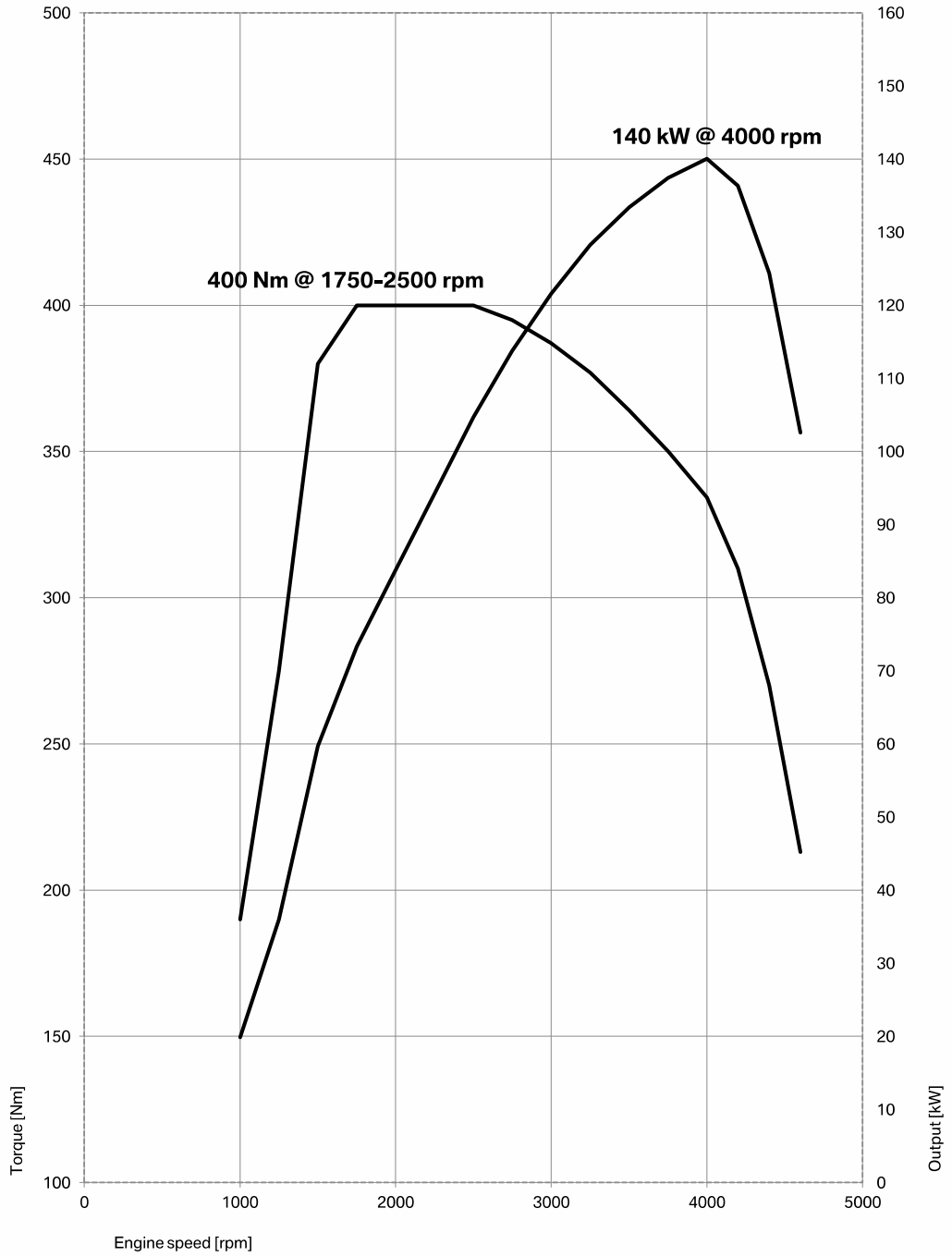
# Output and torque diagrams. The new BMW 5 Series Touring. 530i.



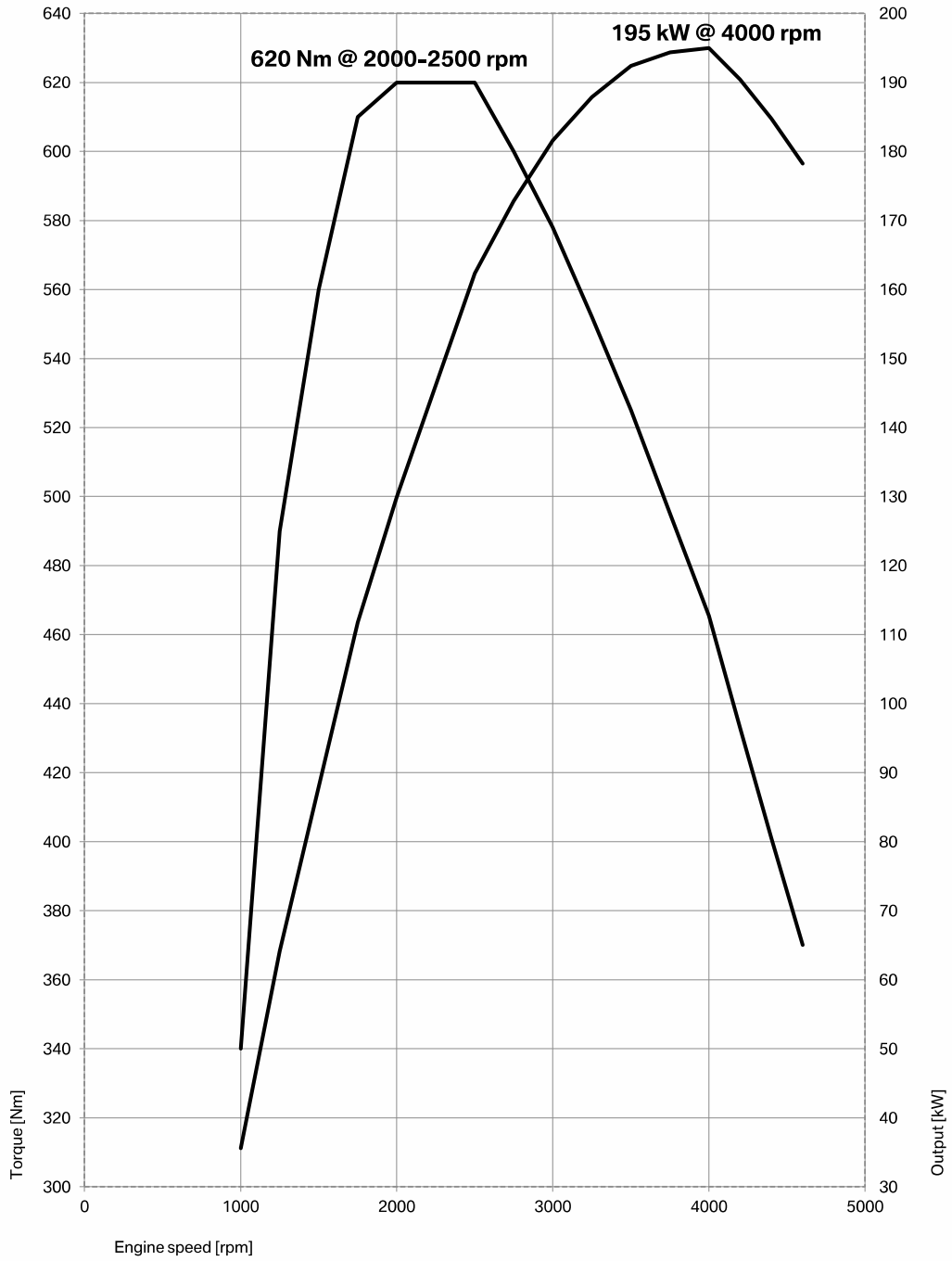
# The new BMW 5 Series Touring. 540i xDrive.



# The new BMW 5 Series Touring. 520d.



# The new BMW 5 Series Touring. 530d, 530d xDrive.



# Exterior and interior dimensions. The new BMW 5 Series Touring.

