



BMW X5

X5 xDrive35i
X5 xDrive50i
X5 xDrive35d



**The Ultimate
Driving Experience.®**

BMW X5.

2016MY PRODUCT GUIDE.

MY16 BMW X5
Technical Specifications





		X5 xDrive35i Sports Activity Vehicle	X5 xDrive50i Sports Activity Vehicle	X5 xDrive35d Sports Activity Vehicle
Engine type		N55B30M0	N63B44O1	N57D30O1
Transmission type		8HP45	8HP75	8HP75
Transmission type	--	automatic transmission	automatic transmission	automatic transmission
Nr. of gears	--	8	8	8
Number of Doors	--	5	5	5
Seats	--	5	5	5
Nr. axles	--	2	2	2
Powered axles	--	2	2	2
width	mm	1938	1938	1938
height	mm	1762	1762	1762
Width inc. mirrors	mm	2184	2184	2184
Veh. length	mm	4908	4908	4908
Wheelbase	mm	2933	2933	2933
Overhang front	mm	912	912	912
Rear overhang	mm	1063	1063	1063
Turning circle	m	12.7	12.7	12.7
Ground clearance	mm	209	209	209
Shoulder width front	mm	1537	1537	1537
Shoulder room rear	mm	1482	1482	1482
Elbow width front	mm	1562	1562	1562
Elbowroom rear	mm	1525	1525	1525
Legroom front	mm	1026	1026	1026
Legroom rear	mm	930	930	930
Max. headroom front	mm	1029	1029	1029
Maximum headroom rear	mm	985	985	985
Maximum headroom second	mm	973	973	973
Knee clearance	mm	93	93	93
Luggage volume	m³	0.65 - 1.87	0.65 - 1.87	0.65 - 1.87
Fuel tank capacity (approx.)	liter	85	85	85
Rear Weight distribution (empty car)	%	50.5	50.5	49.5
Curb weight	kg	2173	2336	2236
Gross weight	kg	2835	2971	2903
Front Axle Load Limit	kg	1279	1356	1334
Rear Axle Load Limit	kg	1624	1678	1633
Engine type	--	N55B30M0	N63B44O1	N57D30O1
Engine type	--	in line	V90	in line
Cylinders	--	6	8	6
Valves p.cyl.	--	4	4	4
Fuel management	--	MEVD 17.2	MEVD 17.2.8	DDE 7.41
Charging Type	--	TwinPower Turbo	TwinPower Turbo	VNT (Variable geometry turbo)
Charging Technique	--	TwinScroll Turbo Technology	TwinScroll TwinTurbo Technology	Variable TwinTurbo Technology
Injection type	--	High precision direct injection	High precision direct injection	Common rail direct injection
Injection technique	--	DI2,VVT	DI2	CR3
Stroke	mm	89.7	88.3	90
Bore	mm	84.3	89	84
Displacement	cm³	3004	4395	2993
Compression rate	:1	10.3	10	16.5
Engine power	HP	300	445	258
at rpm	1/min	5800-6000	5500-6000	4000
Engine torque	ft lbs	300	479	413
at rpm	1/min	1300-5000	2000-4500	1500-3000
Fuel type	--	gasoline	gasoline	diesel
Fuel type	--	AKI 89 MIN	AKI 89 MIN	Diesel
recomm.	--	AKI 91	AKI 91	Diesel
Engine oil (filling quantity)	liter	6.5	9	6.5
Output per litre	kW/dm³	74.6	75.1	63.5
Transmission type	--	8HP45	8HP75	8HP75
Gear ratios 1st gear	--	4.714	5	5
2nd	--	3.143	3.2	3.2
3rd	--	2.106	2.143	2.143
4th	--	1.667	1.72	1.72
5th	--	1.285	1.313	1.313
6th	--	1	1	1
7th	--	0.839	0.823	0.823
8th	--	0.667	0.64	0.64
Reverse gear	--	3.295	3.478	3.478
Final drive ratio	--	3.154	3.154	3.154
Transmission fluid	--	permanent	permanent	permanent
Suspension type front	--	double wishbone axle	double wishbone axle	double wishbone axle
Rear suspension	--	Integral-V multi-arm axle	Integral-V multi-arm axle	Integral-V multi-arm axle
Steering type	--	rack-and-pinion	rack-and-pinion	rack-and-pinion
Power-steering	--	EPS	EPS	EPS
Steering transmission, overall	:1	19.1	19.1	19.1
Front brake	--	disc ventilated	disc ventilated	disc ventilated
Rear brake	--	disc ventilated	disc ventilated	disc ventilated
Front Track	mm	1644	1644	1644
Rear Track	mm	1650	1650	1650
Run flat tyres	--	yes	yes	yes
A	m²	2.84	2.84	2.84
Cx	--	0.33	0.33	0.32
Air resistance	m²	0.94	0.94	0.91
Top speed	km/h	210	210	210
Top speed optional	km/h	235	250	230
0-100Km/h	s	6.5	4.9	6.8
0-60 mph	s	6.1	4.7	6.5
Fuel cons. City	L/100km	13.1	16.1	9.9
Fuel cons. Highway	L/100km	8.9	10.9	7.2
Fuel cons. Combined	L/100km	11.1	13.8	8.7
MSA	--	yes	yes	yes
EPS	--	yes	yes	yes
IGR	--	yes	yes	yes
Aerodyn.	--	yes	yes	yes
ORST	--	yes	yes	yes
ECO PRO	--	yes	yes	yes
Emission classification (type-certified)	--	ULEV II	ULEV II	ULEV II
Generator amperage	A	210	210	220
Alternator output	W	2940	2940	3080
Cooling system incl. Heater	liter	10.3	14.9	12.6
Battery Capacity (low voltage)	Ah	90	90	90
Battery position (low voltage)	--	luggage compartement	luggage compartement	luggage compartement
Facing surface [ft²]	ft	30.57	30.57	30.57
CxA[ft²]	ft	10.09	10.09	9.78

Wheel Overview

Model Year 2016

X5

Effective: 08/03/15

				X5 xDrive35i	X5 xDrive50i
	Code: 2D4 Style: 449	19" Star Spoke Lt Alloy Wheels, A/S RFT, style 449	Front / Rear: 19x9.0, 255/50 R19	Standard	Standard
	Code: 2LS Style: 451	20" Y-Spoke Lt Alloy Wheels, perf RFT, style 451	Front: 20x10.0, 275/40 R20 Rear: 20x11.0, 315/35 R20	Optional (Not in combination with ZZJ)	Optional (Not in combination with ZZJ)
	Code: 2PW Style: 469M	20"M Double-Spoke Lt Alloy, style 469M, Mixed Tires	Front: 20x10.0, 275/40 R20 Rear: 20x11.0, 315/35 R20	ZZJ	ZZJ
	Code: 2TZ Style: 491	20"Star Spoke Lt Alloy, Black High-Gloss, style 491, Mixed Tires	Front: 20x10.0, 275/40 R20 Rear: 20x11.0, 315/35 R20	Optional (Not in combination with ZZJ)	Optional (Not in combination with ZZJ)

Retail Pricing

Model Year 2016

X5

Effective: 08/03/15

		Start of Production Base Price	X5 xDrive35i 08/15 \$66,000	X5 xDrive50i 08/15 \$78,200
	Non-Metallic		STD	STD
300	Alpine White			
	Metallic		NC	NC
416	Carbon Black Metallic			
	416 requires ordering ZZJ		(req'd)	(req'd)
475	Black Sapphire Metallic			
A14	Mineral Silver Metallic			
A52	Space Grey Metallic			
A83	Glacier Silver Metallic			
A89	Imperial Blue Metallic			
A90	Dark Graphite Metallic			
A96	Mineral White Metallic			
B53	Sparkling Brown Metallic			
	Upholstery			
	Dakota Leather		NC	NC
LCB8	Terra Dkt Lthr			
LCCY	Canberra Beige Dkt Lthr			
LCEW	Ivory/Black Dkt Lthr			
LCEX	Ivory Dkt Lthr			
	LCEX cannot be ordered with Z8W or ZZJ		(req'd)	
	LCEX cannot be ordered with Z3H, Z3M or ZZJ			(req'd)
LCMY	Mocha Dkt Lthr			
	LCMY cannot be ordered with Z3H, Z3M or ZZJ		(req'd)	(req'd)
	LCMY cannot be ordered with Z8W or ZZJ		(req'd)	
LCSW	Black Dkt Lthr			
	Nappa Leather		NC	NC
	Nappa Leather requires ordering Z8W		(req'd)	
	Nappa Leather requires ordering ZXJ			(req'd)
	Included in package		Z8W	ZXJ
NAEX	Ivory White Extended Nappa Lthr			
	In combination with Z8W		NC	
	In combination with ZXJ			NC
NAMY	Mocha Extended Nappa Lthr			
	In combination with Z8W		NC	
	In combination with ZXJ			NC
	Lines			
ZZJ	M Sport Line		\$4,000	\$4,000
	4AC - Poplar Wood Trim		NC	NC
	4B9 - Brushed Aluminum Trim		NC	NC
	4CV - Finition Oak Wood Trim		NC	NC
	4DD - Finition Pure Wood		NC	NC
	ZZJ requires ordering Z3D or Z3E		(req'd)	
	ZZJ requires ordering 300, 416, 475, A52, A83 or A96		(req'd)	(req'd)
	ZZJ will delete STD or 100% equipment 255, 2D4, 3AT, 3E2, 3MB and 459		(req'd)	(req'd)
	ZZJ requires ordering Z3H or Z3M			(req'd)
	Packages			
Z3D	Premium Package Essential		\$4,600	NA
	6F2 - Bang and Olufsen Sound System		\$4,900	
Z3E	Premium Package Enhanced		\$6,500	NA
	5AT - Driving Assistant Plus		\$1,900	
	6F2 - Bang and Olufsen Sound System		\$4,900	
	Z3E cannot be ordered with Z3D		(req'd)	
Z3H	Premium Package Essential		NA	\$4,200
	6F2 - Bang and Olufsen Sound System			\$4,900
Z3M	Premium Package Enhanced		NA	\$6,100
	5AT - Driving Assistant Plus			\$1,900
	6F2 - Bang and Olufsen Sound System			\$4,900
	Z3M cannot be ordered with Z3H			(req'd)
Z8W	Premium Seating Package		\$3,900	NA

Retail Pricing

Model Year 2016

X5

Effective: 08/03/15

	Start of Production	X5 xDrive35i 08/15	X5 xDrive50i 08/15
	Base Price	\$66,000	\$78,200
	NAEX - Ivory White Extended Nappa Lthr	NC	
	NAMY - Mocha Extended Nappa Lthr	NC	
	In combination with ZZJ	\$2,900	
	Z8W and ZXF will delete 4FF from the order	(req'd)	
	Z8W will delete STD or 100% equipment 459	(req'd)	
	Z8W requires ordering Z3D or Z3E	(req'd)	
ZF5	M Performance Power Package	\$1,500	NA
ZXF	3rd Row Seating Package	\$2,100	\$2,100
ZXJ	Premium Seating Package	NA	\$3,500
	NAEX - Ivory White Extended Nappa Lthr		NC
	NAMY - Mocha Extended Nappa Lthr		NC
	ZXJ requires ordering Z3H or Z3M		(req'd)
ZXT	LED Lighting Package	\$2,500	\$2,500
	ZXT will delete STD or 100% equipment 524	(req'd)	(req'd)
	Options		
217	Active Steering	\$1,650	\$1,650
	217 cannot be ordered with 5DP	(req'd)	(req'd)
2LS	20" Y-Spoke Lt Alloy Wheels, perf RFT, style 451 (20x10.0, 275/40 R20 front and 20x11.0, 315/35 R20 rear)	\$1,200	\$1,200
	2LS cannot be ordered with ZZJ	(req'd)	(req'd)
2TZ	20"Star Spoke Lt Alloy, Black High-Gloss, style 491, Mixed Tires (20x10.0, 275/40 R20 front and 20x11.0, 315/35 R20 rear)	\$1,200	\$1,200
	2TZ cannot be ordered with ZZJ	(req'd)	(req'd)
2VP	Dynamic Adaptive Suspension	\$3,500	\$3,500
	2VP cannot be ordered with ZXF	(req'd)	(req'd)
328	Aluminium Running Boards	\$800	\$800
	328 cannot be ordered with ZZJ	(req'd)	(req'd)
453	Ventilated Seats	Z8W	\$800
	453 requires ordering Z3H or Z3M		(req'd)
	453 requires ordering LCCY, LCSW or ZXJ		(req'd)
493	Storage Compartment Package	\$350	\$350
	Included in package	Z3E	
4AC	Poplar Wood Trim	NC	100%
	In combination with ZZJ	NC	NC
4B9	Brushed Aluminum Trim	NC	NC
	In combination with ZZJ	NC	NC
4CV	Fineline Oak Wood Trim	100%	NC
	In combination with ZZJ	NC	NC
4DD	Fineline Pure Wood	NC	NC
	In combination with ZZJ	NC	NC
4FF	Rear Comfort Seats	\$600	\$600
	Included in package	Z8W	ZXJ
	4FF cannot be ordered with ZXF	(req'd)	(req'd)
4U1	Ceramic Controls	\$575	\$575
	Included in package	ZZJ	ZZJ
502	Headlight Washers	\$300	\$300
5AT	Driving Assistant Plus	\$2,500	\$2,500
	In combination with Z3M		\$1,900
	In combination with Z3E	\$1,900	
5DP	Park Assistant (Incl 508 PDC Front/Rear)	\$450	\$450
6FH	Rear Entertainment System	\$1,950	\$1,950
6NS	Convenience Telephony with Smartphone Connectivity	\$600	\$600
6UK	Night Vision w/pedestrian det.	\$2,500	\$2,500
	6UK will add 502 to the order	(req'd)	(req'd)
8TH	Speed Limit Info	\$350	\$350
ZSP	Special Order	\$400	\$400